

# DeSign Brief



By: Andrea Dicey

**ZEN  
GARDEN  
PROJECT**

# Statement



The CSS Zen Garden project was created to show the versatility of CSS design. Although the content remains the same from page to page, by allowing only the external CSS style sheet to change, the appearance of each page is dramatically different. This is the beauty of CSS.



While our class project applies the same set of guidelines as the CSS Zen Garden website, we are also challenged to make a unique, but functional webpage. When we first began this assignment, it was most difficult for me to decide on how I wanted to style my page. I found this challenging because the possibilities are essentially endless. With no limits as to how to design the page, I eventually decided on a simple line-art design with a theme based around owls. I chose this because I wanted to be able to create the artwork quickly and also I liked the whimsical quality of the owl.

Once I had my design established, the remaining of the project came quite easy. Since my webpage consisted of mostly hand-rendered images, the only challenge I seemed to encounter was to make sure everything fit in the right places. It was at this stage where I was presented with the problem of positioning my content boxes and text over-flow. I tried to solve this by making my text boxes longer, and reducing the amount of leading within the type. Although I still seem to be experiencing problems between different browsers, I was able to make the page appear correctly in Mozilla Firefox (Windows and Mac), which was my main goal.

In the end, even though I ran into a few technical difficulties, the majority of the project I found to be quite fun and rewarding.



# Image Resources



# Texture and Pattern Imagery




# Layout Ideas



"The Road to Enlightenment"




Owl Theme



Moustache Theme



# Design Sketches



# Font Investigations



## Helvetica Rounded

Heading Level 1

Heading Level 2

Heading Level 3

- **Brady Bunch Remastered**

Heading Level 1

Heading Level 2

Heading Level 3

- **Love Ya Like a Sister**

Heading Level 1

Heading Level 2

Heading Level 3

- **Helvetica**

Heading Level 1

Heading Level 2

Heading Level 3

Green Pillow

Heading Level 1

Heading Level 2

Heading Level 3


## Univers

Heading Level 1

Heading Level 2

Heading Level 3

## Color Palette



#403a2e



#9dab38



#b8d53f



#d3edf4



#a1d7de



#71b4b9

# Timelog

Designing: 22.5  
Sketching: 1.5 hrs.  
Researching: 1.5 hrs.

Total: 25.5 hours

